

MODULO
RADIO
DOMOTICO

MODULO
GRANDE
ESCO
ITALIA

MODULI INTELLIGENTI COLLEGABILI ALLO SMARTDRIVER BEGHELLI



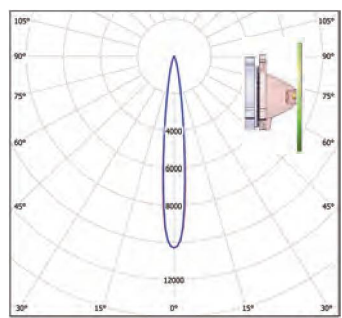


FOTOCENSORE INTELLIGENTE

1. Autodimmer
Natural Light

2. Autodimmer
Dynamic Light

3. **opticom**
TECHNOLOGY

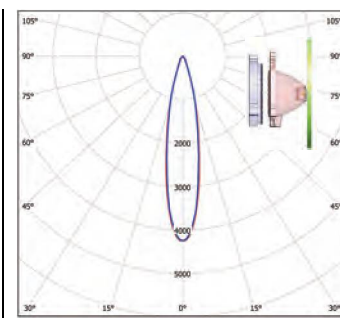
Interfaccia Smartphone
Sistema di programmazione e controllo apparecchi



I max 35w* = 28.800 Cd / I max 70w* = 47.400 Cd

Ampiezza fascio 10°

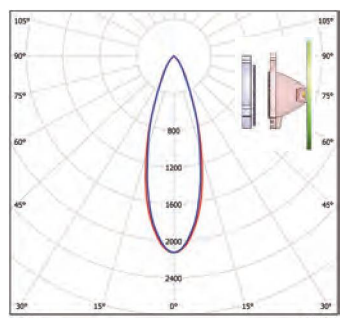
Distanza	Diametro	Illuminamento
0,5 m	Ø 0,11 m	119379 lx
1,0 m	Ø 0,22 m	29845 lx
1,5 m	Ø 0,33 m	13264 lx
2,0 m	Ø 0,44 m	7461 lx
2,5 m	Ø 0,55 m	4775 lx
3,0 m	Ø 0,66 m	3316 lx



I max 35w* = 11.900 / I max 70w* = 19.550 Cd

Ampiezza fascio 20°

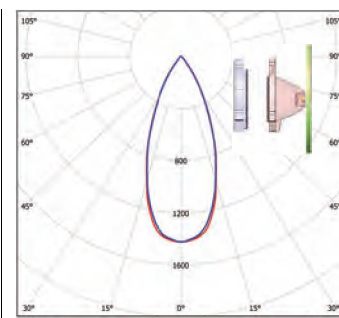
Distanza	Diametro	Illuminamento
0,5 m	Ø 0,18 m	49269 lx
1,0 m	Ø 0,36 m	12317 lx
1,5 m	Ø 0,53 m	5474 lx
2,0 m	Ø 0,71 m	3079 lx
2,5 m	Ø 0,89 m	1971 lx
3,0 m	Ø 1,07 m	1369 lx



I max 35w* = 5.950 Cd / I max 70w* = 9.800 Cd

Ampiezza fascio 30°

Distanza	Diametro	Illuminamento
0,5 m	Ø 0,29 m	24656 lx
1,0 m	Ø 0,58 m	6164 lx
1,5 m	Ø 0,87 m	2740 lx
2,0 m	Ø 1,15 m	1541 lx
2,5 m	Ø 1,44 m	986 lx
3,0 m	Ø 1,73 m	685 lx



I max 35w* = 4.000 Cd / I max 70w* = 6.550 Cd

Ampiezza fascio 40°

Distanza	Diametro	Illuminamento
0,5 m	Ø 0,39 m	16512 lx
1,0 m	Ø 0,78 m	4128 lx
1,5 m	Ø 1,16 m	1835 lx
2,0 m	Ø 1,55 m	1032 lx
2,5 m	Ø 1,94 m	660 lx
3,0 m	Ø 2,33 m	459 lx

PROIETTORI
DA INTERNI

Zoom LED Applique

Reattore elettronico SmartDriver **SD**

Cod. ord.	Descrizione	Potenza LED W	Temperatura colore K	Resa cromatica	Assorbimento Max W	N°LED	Flusso LED lm (Tj=25°C)	Flusso apparecchio lm	Efficienza luminosa lm/W	Classe energetica	Imballo
1x35 Z135ASD	ZOOM LED AP 1X35 SD 3K	13	3000	≥80	17	9	1750	1400	84	A++	1
1x70 Z170ASD	ZOOM LED AP 1X70 SD 3K	29	3000	≥80	33	9	3200	2500	76	A++	1
1x150 Z1150ASD	ZOOM LED AP 1X150 SD 3K	47	3000	≥80	52(50***)	9	5000	4000	77	A++	1

*** Se alimentato a 110Vac il prodotto assume un derating automatico di potenza assorbita che comporta anche una riduzione di flusso uscente.